



Perfect connections.

**FESTOOL**

## DOMINO joining system 07

**Application overview | 151**

**Machine overview | 152**

DOMINOs | 153

The DOMINO DF 500 joiner | 154  
DF 500

**System overview and accessories | 156**

01

02

03

04

05

06

**07**

08

09

10

11

12

13

14

15

16

17

DOMINO stands for a unique joining system. This system consists of the DOMINO DF 500 joiner developed by Festool and loose tenons in the form of oval DOMINOs.

# DOMINO joining system

## A system that joins everything up.



Because of its low profile design, the DOMINO DF 500 joiner is particularly flexible.

**The DOMINO joining system combines exceptional versatility with simple handling and maximum precision.**

Oval shape, larger glued area, more stability. The DOMINO system unites the precision of a round dowel with the flexibility of a traditional

flat dowel – the perfect solution for panel joints. The system consists of the DF 500 dowel joiner, DOMINOs in different sizes and a wide range of accessories for special applications. The result: extremely strong, invisible joints. And DOMINO can do much more: rack joints, frame joints, drawer joints, etc.

Benefits at a glance:

- Versatile – suitable for joining panels, racks and frames
- More stable because of the special shape and the large surface for gluing of the DOMINOs
- Faster – DOMINOs can be positioned exactly or variably to the edge of the workpiece



The stability of mortise and tenon joints, but with greater speed and variety: the DOMINO joining system.




Useful accessories making working easier: by using a special stop, narrow strips of wood can be aligned without problems, even for mitre cuts.

## FESTOOL The system




At Festool, we do not only think in terms of tools, but also in terms of systems so that you can work more quickly, easily and efficiently.



### DOMINOs.

The right DOMINO for every application: there are six sizes that can be used for different material thicknesses.

**DOMINOs shown starting on page 153**



### Router bits.

The precise DOMINO slot cutters with screw threads ensure a close fit for mortise slots.

**Cutters on page 156**

## Application overview – The DOMINO joining system

The possible areas of application for the DOMINO joining system are virtually unlimited. With the option of varying the mortise width, the DOMINO can be made to fit exactly, or with side-to-side clearance where required – according to the needs of each application.



Flexible board joining.



Mitre joints with a perfect fit.



Joints in solid wood board, e.g. stair stringers.



Wooden connections without visible screws.



Joining thin strips, width 25 mm or more.



Joining round poles with the handrail fence.

- 01
- 02
- 03
- 04
- 05
- 06
- 07
- 08
- 09
- 10
- 11
- 12
- 13
- 14
- 15
- 16
- 17



### The circular stop.

Using the circular stop, you easily can join rods quickly and without twisting.

Accessories on page 156



### The moulding stop.

With the use of the moulding stop, you will be able to route strips from 22 to 70 mm wide quickly and with certainty.

Accessories on page 156



### Extraction system.

Clean results both in the workshop and on the construction site with Festool mobile dust extractors.

Mobile dust extractors from page 281

# DOMINO joining system

## Machine overview

### DOMINO joining system DF 500



#### Main applications

- Furniture manufacture
- Shopfitting/Interior fitting
- Window construction
- Exhibition stand construction
- For panel joins
- For frame and rack joints

#### Strengths and benefits

- One system for all panel, frame and rack joints
- Patented routing principle unique to handheld machines for accurate work with no kickbacks
- Stops that are quick and easy to adjust, for accurate results
- Rotation-proof joint with DOMINO dowels providing maximum stability

Next page 154

#### Technical data

Power consumption	420 W
Idle engine speed	24300 min <sup>-1</sup>
Depth stop for routing depth	12, 15, 20, 25, 28 mm
DOMINO slot cutter Ø	4, 5, 6, 8, 10 mm
Routing height adjuster with scale	5-30 mm
Movable stepped stop	16, 20, 22, 25, 28, 36, 40 mm
Mitre routing	0-90 °
Connection Ø d/e	27 mm
Weight	3,2 kg



## As solid as a mortise and tenon joint, but more variable and quicker: the DOMINO dowel.

### A perfect fit.

Due to the precisely routed mortise and special DOMINO flute geometry.



### 100% rotation-proof.

Right from the first DOMINO dowel.



### Maximum stability.

Due to the shape of the DOMINO dowel, designed with expanding glue pockets and side flutes.



Beechwood DOMINO dowels bear the Pan European Forest Council (PEFC) quality seal for wood products originating from sustainable, well-maintained, responsible forest cultivation.



DOMINO sipo dowels are weather-proof and resistant to insects and mould, making them ideal for outdoor applications. They are manufactured from wood from sustainably managed and monitored forests.



### A multitude of possibilities.

The DOMINO decking jointing system offers four different deck connectors for step, edge, end boards and risers. Suitable for soft and hard wood.



### Wide range of applications.

The small DOMINO dowels enable perfect mitre joints even for the sides of drawers.



### Always at hand.

All dowel sizes are clearly arranged and the complete assortment of router cutters is included in the scope of delivery.

- 01
- 02
- 03
- 04
- 05
- 06
- 07
- 08
- 09
- 10
- 11
- 12
- 13
- 14
- 15
- 16
- 17

# DOMINO joining system

## DOMINO joining system DF 500

### As unique as the whole system: the DOMINO dowel joiner DF 500.

To rout like never before, but to work as usual – the DOMINO DF 500 joiner will make your work easy. Because of its ergonomic shape and easy to use controls, you can start routing immediately – and it doesn't matter if you are working in a horizontal or vertical position, or if you are making mitre cuts.



#### Depth stop.

Quick, precise adjustment for five different routing depths.



#### Movable stepped stop.

Height adjuster for central hole in material thicknesses: 16, 20, 22, 25, 28, 36, 40 mm.



#### Retractable stop pins.

For quick and precise positioning of the first DOMINO dowel on both workpieces.



#### Patented routing principle.

Route long holes in an instant thanks to the simultaneous turning and oscillating movement. No kickbacks.



#### Mitre routing.

Catch positions at 0°, 22.5°, 45°, 67.5° and 90° as well as infinitely variable routing angle adjustment from 0 to 90°.



#### Exact position.

Precise positioning and accurate routing with the viewing window.



Scope of delivery

Order no.

DOMINO cutter D5, support bracket, operation tool, in a SYSTAINER SYS 2 T-LOC

**DF 500 Q-Set**

**574427**

trim stop, cross stop

**DF 500 Q-Plus**

**574325**


Accessories see page 156

## DOMINO – rapid, accurate joins.



### Pendulum principle.

Pendulum principle unique to handheld routers for precision work with no kickbacks and accurately routed long holes.



### Switch position and hole width.

The width of the long holes can be changed simply by adjusting the dowel jointer while in operation. Only one fixing hole is required to position a workpiece perfectly – no alignment necessary.



### How to make a panel join.

Rout one fixing hole on either side of the workpiece accurately using the stop pins on the DF 500. Cut more long holes with clearance on both sides of the workpiece to compensate for routing inaccuracies. Apply glue, insert the DOMINO and join together. Done.



### Elegant wooden decking – looks that last.

Immaculate wooden decking in the blink of an eye with the DOMINO deck jointing system – no screws visible on the surface, no unevenness and no residual surface water. The connection fitting is simply screwed to the support structure.



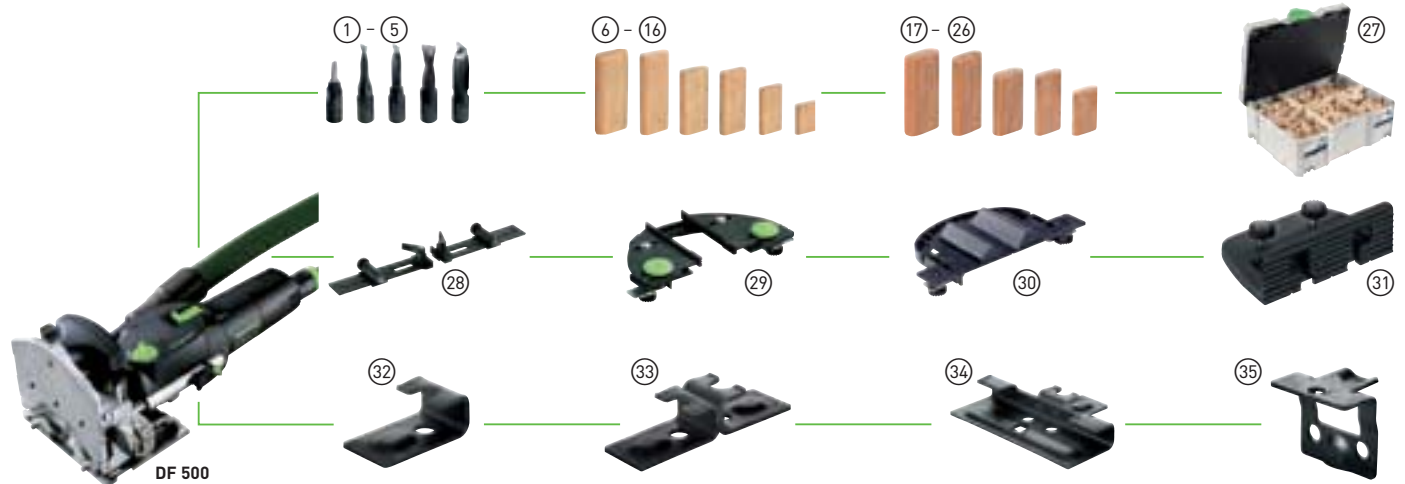
### Business as usual.

Whether mitring or working in a horizontal or vertical position, you do not need spend time becoming accustomed to the DOMINO dowel jointer if you have been previously working with a round or biscuit dowel jointer.

Technical data	
Power consumption	420 W
Idle engine speed	24300 min <sup>-1</sup>
Depth stop for routing depth	12, 15, 20, 25, 28 mm
DOMINO slot cutter Ø	4, 5, 6, 8, 10 mm
Routing height adjuster with scale	5-30 mm
Movable stepped stop	16, 20, 22, 25, 28, 36, 40 mm
Mitre routing	0-90 °
Connection Ø d/e	27 mm
Weight	3,2 kg

# DOMINO joining system

## System overview and accessories



### Accessories for DOMINO dowel jointer DF 500

Product	Explanation	Order no.
① <b>DOMINO router D 4-NL 11 HW-DF 500</b>	D 4 mm, NL 11 mm, in self-service display pack	495663
② <b>DOMINO router D 5-NL 20 HW-DF 500</b>	D 5 mm, NL 20 mm, in self-service display pack	493490
③ <b>DOMINO router D 6-NL 28 HW-DF 500</b>	D 6 mm, NL 28 mm, in self-service display pack	493491
④ <b>DOMINO router D 8-NL 28 HW-DF 500</b>	D 8 mm, NL 28 mm, in self-service display pack	493492
⑤ <b>DOMINO router D 10-NL 28 HW-DF 500</b>	D 10 mm, NL 28 mm, in self-service display pack	493493
⑥ <b>DOMINO D 5X30/1800 BU</b>	Dimensions 5x30 mm, qty. in pack 1800 (6x300) piece(s), in a carton	493296
⑦ <b>DOMINO D 6X40/1140 BU</b>	Dimensions 6x40 mm, qty. in pack 1140 (6x190) piece(s), in a carton	493297
⑧ <b>DOMINO D 8X40/780 BU</b>	Dimensions 8x40 mm, qty. in pack 780 (6x130) piece(s), in a carton	493298
⑨ <b>DOMINO D 8X50/600 BU</b>	Dimensions 8x50 mm, qty. in pack 600 (6x100) piece(s), in a carton	493299
⑩ <b>DOMINO D 10X50/510 BU</b>	Dimensions 10x50 mm, qty. in pack 510 (6x85) piece(s), in a carton	493300
⑪ <b>DOMINO D 4X20/450 BU</b>	Dimensions 4x20 mm, qty. in pack 450 piece(s), in self-service display pack	495661
⑫ <b>DOMINO D 5X30/300 BU</b>	Dimensions 5x30 mm, qty. in pack 300 piece(s), in self-service display pack	494938
⑬ <b>DOMINO D 6X40/190 BU</b>	Dimensions 6x40 mm, qty. in pack 190 piece(s), in self-service display pack	494939
⑭ <b>DOMINO D 8X40/130 BU</b>	Dimensions 8x40 mm, qty. in pack 130 piece(s), in self-service display pack	494940
⑮ <b>DOMINO D 8X50/100 BU</b>	Dimensions 8x50 mm, qty. in pack 100 piece(s), in self-service display pack	494941
⑯ <b>DOMINO D 10X50/85 BU</b>	Dimensions 10x50 mm, qty. in pack 85 piece(s), in self-service display pack	494942
⑰ <b>DOMINO Sipo D 5X30/900 MAU</b>	Dimensions 5x30 mm, qty. in pack 900 (3x300) piece(s), in a carton	494859
⑱ <b>DOMINO Sipo D 6X40/570 MAU</b>	Dimensions 6x40 mm, qty. in pack 570 (3x190) piece(s), in a carton	494860
⑲ <b>DOMINO Sipo D 8X40/390 MAU</b>	Dimensions 8x40 mm, qty. in pack 390 (3x130) piece(s), in a carton	494861
⑲ <b>DOMINO Sipo D 8X50/300 MAU</b>	Dimensions 8x50 mm, qty. in pack 300 (3x100) piece(s), in a carton	494862
⑲ <b>DOMINO Sipo D 10X50/255 MAU</b>	Dimensions 10x50 mm, qty. in pack 255 (3x85) piece(s), in a carton	494863
⑲ <b>DOMINO Sipo D 5x30/300 MAU</b>	Dimensions 5x30 mm, qty. in pack 300 piece(s), in self-service display pack	494869
⑲ <b>DOMINO Sipo D 6x40/190 MAU</b>	Dimensions 6x40 mm, qty. in pack 190 piece(s), in self-service display pack	494870
⑲ <b>DOMINO Sipo D 8x40/130 MAU</b>	Dimensions 8x40 mm, qty. in pack 130 piece(s), in self-service display pack	494871
⑲ <b>DOMINO Sipo D 8x50/100 MAU</b>	Dimensions 8x50 mm, qty. in pack 100 piece(s), in self-service display pack	494872
⑲ <b>DOMINO Sipo D 10x50/85 MAU</b>	Dimensions 10x50 mm, qty. in pack 85 piece(s), in self-service display pack	494873
⑲ <b>Beechwood DOMINO assortment DS 4/5/6/8/10 1255x BU</b>	DOMINOs 4 x 20, 5 x 30, 6 x 40, 8 x 40, 8 x 50, 10 x 50, DOMINO router for sizes 4, 5, 6, 8, 10, in a SYSTAINER SYS 2 T-LOC	497704
<b>Assortment SYS SORT-SYS DOMINO</b>	empty systainer SYS 2 T-LOC with dividers for DOMINOs	497703
⑲ <b>Cross stop QA-DF 500</b>	for repeat hole spacing between 100 and 205 mm, qty. in pack 1 piece(s), in self-service display pack	493488
⑲ <b>Trim stop LA-DF 500</b>	for strip material with widths between 25 and 60 mm, qty. in pack 1 piece(s), in self-service display pack	493487
⑲ <b>Handrail fence RA DF 500</b>	for round wooden poles, dia. 35 – 60 mm, in self-service display pack	494847
⑲ <b>Additional stop ZA-DF 500</b>	support widener and side stop, for reducing the dowel centre from 37 mm to 20 mm, in a carton	495666
⑲ <b>Single claw EFK DF 500 / 20</b>	start or end claw for wooden deck boards, incl. screws, qty. in pack 20 piece(s), in a carton	496999
⑲ <b>Double claw DPK DF 500 / 50</b>	for invisible connection of wooden deck boards, incl. screws, qty. in pack 50 piece(s), in a carton	496998
⑲ <b>Combination claw KBK DF 500 / 20</b>	special claw for longitudinal butt or cross bond of wooden deck boards, incl. screws, qty. in pack 20 piece(s), in a carton	497000
⑲ <b>Angle claw WIK DF 500 / 20</b>	end angled claw for forming end of decks or staircase construction, incl. screws, qty. in pack 20 piece(s), in a carton	497001

